

How to clean and maintain your dishwasher

Dishwasher rinse



Fill the rinse agent dispenser once a month

Dishwasher tablet




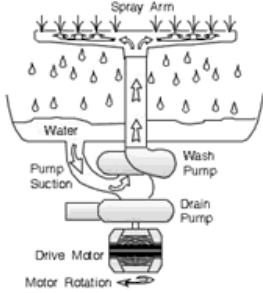
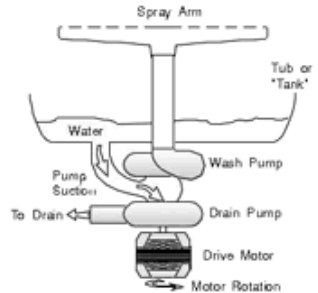
Dishwasher salt



Your machine may have a float indicator or a warning light to tell you when salt needs adding to the water softener. Often float indicators are difficult to see, and there is no accurate guide as to how much salt you need to add. Quite simply, just add granular salt to the reservoir until it won't take any more!

The softener will use the salt to replenish itself each time you wash. As an approximate guide, you should do a full top up about once

How to clean and maintain your dishwasher

<p>Cleaning the dishwasher filter</p>	<p>a month</p>
	<p>There is a filter in your dishwasher. Its function is to keep large particles of food and foreign objects away from the pump.</p> <p>Dishwashers need to have the filter removed and cleaned regularly. If the filter or grate is clogged or blocked with debris, it may interfere with the normal functioning of your dishwasher.</p> <p>Consult your owner's manual for specific directions for removing your dishwasher's filter and cleaning it.</p>
<p>Put simply, the dishwasher takes in cold water and heats it to a temperature far higher than possible for hand washing - usually above 130°F.</p> <p>The dishwasher does not use a great deal of water, as it does not actually fill up. The water enters through a resin-based water softener, usually in the base of the machine. The water softener uses granular salt to maintain its efficiency and will require topping up regularly.</p> <p>Pumps force the water at high temperature into rotating arms containing spray jets. It is the force of the water that rotates the arms and enables the water and detergent to reach all parts of the load. After the programmed cycle of washing and rinsing is complete, heating elements dry the dishes, or they are left to drain dry, dependent on the programme you've chosen.</p> <div style="display: flex; justify-content: space-around; align-items: flex-end;"> <div data-bbox="175 1512 438 1803">  <p style="text-align: center;"><i>dishwasher in wash mode</i></p> </div> <div data-bbox="486 1512 805 1803">  <p style="text-align: center;"><i>dishwasher in drain mode</i></p> </div> </div>	